



MOBILE BIDDING GUIDE

GETTING STARTED

When the auction opens on February 23rd, registered bidders and event attendees will receive an automated text message and/or email with a personalized bidding URL. Follow the personalized link in the message to access the bidding page.

If you're registered for any of the events and **did not** receive a welcome text message or email, visit redwhiteandsnow.org and click the **LIVE CHAT** button on the right side of the page to talk with a Mobile Bidding Expert who will help you get setup.

For those who are not attending the events and have not registered for Mobile Bidding before February 23rd, go to RWS2018.ggo.mobi and click the green **START BIDDING** button. This will direct you to a page to create an account and get started right away!

NO MOBILE DEVICE?

Bid using a "Bid Buddy" or a Self-Serve iPad Station:

If you do not have a cell phone and would like assistance with bidding, locate a Bid Buddy volunteer with a **red credential** or a Mobile Bidding Station. Give the volunteer your bidder number and let them know the item(s) you would like to bid on. You can also bid on your own at one of our Self-Serve iPad Bidding Stations. Watch the Leader Board to see if you are the highest bidder on a package.

CLOSING TIME & PICKUP

Packages in the **UNCORKED** category will close Thursday, March 1st at 9:00pm. **ALL OTHER PACKAGE CATEGORIES** will close Saturday, March 3rd at 8:00pm.

Uncorked packages can be picked up at Uncorked checkout on March 1st for guests of the event. Packages in all other categories can be picked up at Gala checkout on March 3rd, no earlier than 9:30pm and no later than 11:00pm.

For bidders not attending the event or who are unable to take home their winning packages at the end of the night will be contacted the following week to arrange a pickup at the National Ability Center. If you're unable to pick up or are not local to the Park City/Salt Lake City area, we are happy to ship your packages to you. **Shipping costs must be covered by the winning bidder.**

MOBILE BIDDING TIPS




- ✓ Charging stations will be available at Mobile Bidding Stations at each event should you need to juice up. We recommend bringing a fully charged mobile device to Red, White & Snow.
- ✓ We have ensured that all major cellular providers will be accessible at all venues during Red, White & Snow, however we recommend connecting to the designated Red, White & Snow wifi networks available at all venues.
- ✓ Browse packages when Mobile Bidding opens and **Watch** items you are interested in or place your **Max Bids** before arriving so you can enjoy the event without worrying about being outbid.

HOW TO BID

Once logged into the Mobile Bidding page on your smartphone, tablet or computer:

1. Confirm your name when prompted. If the name displayed is incorrect, please see a bid buddy or visit a Mobile Bidding Station at the event. If you are bidding from home, please contact us via the online chat on redwhiteandsnow.org.

2. Search for auction packages:

-  By **Number** or **Keyword** (magnifying glass)
-  By **Category** or **No Bid Packages** (menu)
-  Click the **House** icon to go back to your home screen

3. Select a package and place a bid one of the following ways :



If you're not quite ready to make a bid but you want to come back to an item later in the auction, simply hit **'Watch'** and you can find your watched items under the **'My Bids'** tab at any time.



Place a bid at the next increment by hitting **'Quick Bid'**



Let the system automatically place bids for you by using the **Max Bid** option. Bidding will automatically continue in your favor until your max bid is reached or until the auction closes. If your bid is lower than the highest max bid on that package, you will be prompted to enter a higher bid. To place a straight bid, turn the **Max Bid** feature off and select your desired bid amount.




Some packages may be available to **Buy Now** for a set value. If you don't want to take your chances of getting outbid, you can hit the **"Buy Now"** button at any time and the item can be yours before you even arrive at the event!

To make a **general donation**, click the **'DONATE'** button on your home screen.

- 4. If you are outbid, you will be notified via text message and you can choose to raise your bid simply by replying to the text message.
- 5. Watch the event timer in the upper left of your screen. When the silent auction closes, the guest with the highest bid will win.

MOBILE BIDDING IN 3 EASY STEPS



Watch a short video showing how to mobile bid in just three easy steps. Direct link to video on YouTube:

https://youtu.be/L_U0KUs5m6I

MOBILE BIDDING SUPPORT

At Uncorked or the Gala, visit a **Mobile Bidding Help Station** or find a **Bid Buddy** with a RED credential. At Wine on the Mountain, visit the registration table to get assistance with your mobile bidding questions.

Bidding from home or need help before arriving at the event? Visit redwhiteandsnow.org and click the **LIVE CHAT** tab on the right side of the page to talk to a **Mobile Bidding Expert** at any time.